

LANTANA

Distinctive Illumination

Among the most energy efficient LED luminaires on the market, the Lantana Luminaire linear light fixture is designed to seamlessly integrate with all ceiling systems. In addition to pendant options perfect for offices, schools, and medical facilities, it can also be direct mounted, or mounted on unistrut for industrial applications like data centers.

Easy Installation

Whether with the designed integral driver set, POE, or low voltage remote driver - wiring can be connected easily from conduit or using low voltage wiring. The fixture has optional hardware kits for pendant or unistrut mounting.

Lantana fixtures feature simple controls integration for systems operating Class 2 drivers at comparable voltage and amperage.



Product Details

Construction

Linear extruded clear acrylic housing with LED lamps shielded by holographic diffusing film clipped into extruded aluminum spine with/without integral driver housing and thermoplastic endcaps. 4', 6' and 8' length options.

Finish and Optics

Co-mold acrylic housing is polished for maximum light transmission. Aluminum spine is matte finish. Frosted co-mold provides diffused lighting throughout the extruded acrylic housing.

Driver

Class 2 constant current driver operating ranges: 22.5 - 54 VDC @ 0.1- 2A drivers are mounted either integrally or remotely and connected to fixture using 18 AWG minimum wiring (2 wire or 3 wire).

Electrical

Fixture powered by UL listed Class 2 constant current driver mounted either integrally or remotely. Continuous dimming range down to 1% available. CCR, 0-10V, and Dali protocol all supported.

Input voltage to luminaire from driver is from 22.5 - 54VDC @ 0.1 - 2A constant current, depending on fixture size. *Consult driver specifications.

With multiple CCT options, at 4000K LED lamps powered at minimum power of 39.97W @ 0.334A, fixture efficacy is 135 Lm/W.
L70 Lumen maintenance @ 203,000 hours

Ambient environment operating temp. ranges 32 °F to 122°F or 0 °C to 50 °C.

System operating voltage is 120-277 VAC at 50/60 Hz with 83% driver efficiency at full load and a power factor of 0.997.

LANTANA

Fixture: _____

Date: _____

QTY: _____

Client/Project: _____

Ordering Guide

PRODUCT	LENGTH	MOUNTING	CCT	CFG
LANTANA	4'	UNISTRUT	3000K	C2
		PENDANT	3500K	POE
	8'	SURFACE	4000K	Integral
		4500K		
		5000K		
		5700K		
		6500K		

LANTANA	8'	UNISTRUT	4000K	C2
---------	----	----------	-------	----

Recommended Drivers

Lutron Ecosystem LED Drivers

(Class 2 Drivers)

5-Series Ecosystem LED Driver

(LDE55U1UMN-UA070: 48VDC @ 0.7-1.1A)*

(LDE55U1UMN-CA145: 26VDC @ 1.5-1.9A)*



Hi-lume 1% EcoSystem LED drivers also compatible with consultation.

Consult Lutron

for form factors and operating ranges.

Philips Xitanium LED Drivers

40W 0-10V to 1% dimming with Simpleset

XI040C110V054BST1: 22.5-54 VDC @ 0.1 -1.1 A

54W 0-10V to 1% dimming with Simpleset

XI054C150V054BST1: 27-54 VDC @ 0.1 -1.5 A

75W 0-10V to 1% dimming with Simpleset

XI075C200V054BST1: 27-54 VDC @ 0.1 -2 A



Certifications

cULus listed

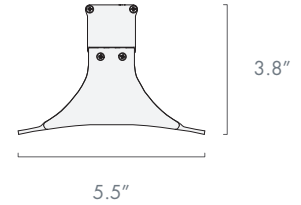
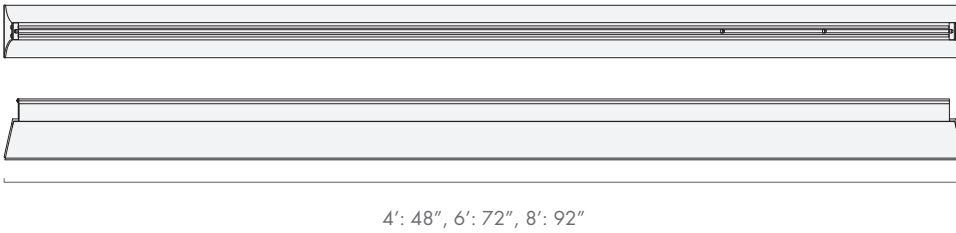


Warranty

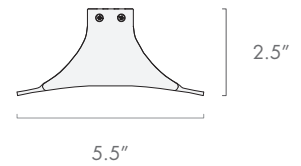
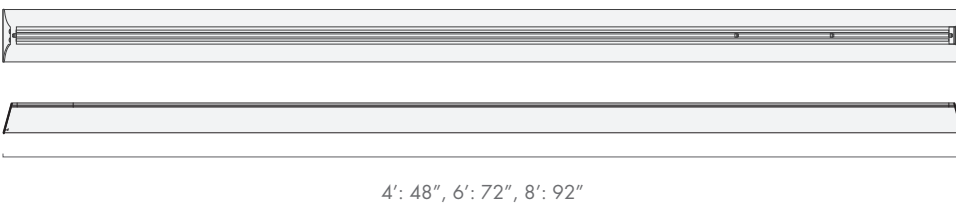
Project Frog warrants Lantana Fixtures to be free from defects in material and workmanship, subject to certain conditions and exclusions, for 10 years from the date of project substantial completion for new building projects or 10 years from the date of installation where the equipment was installed in an existing building.

Dimensions

Integral Driver Option



Remote Driver Option



Fixture weighs 8 - 20 lbs., depending on type.

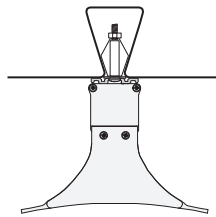
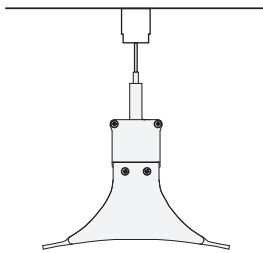
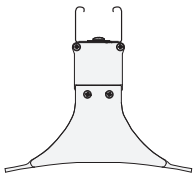
Mounting Options

Unistrut Mount

Ceiling Pendant Mount

Deck Surface Mount

Integral Driver



Remote Driver

